

For More Information
Please Contact Us:

Phone: (800) 550-3325
(302) 427-7578

Email:
support@coverdeck.com


www.coverdeck.com

Weatherstone Tile

Dimensions: 12-1/8"x12-1/8"x1-1/4"


Tile Weight: 3.5 lbs.

Weatherstone Composite Deck Tiles are made for residential or commercial applications. The composite is made from **RECYCLED High Density Polyethylene (HDPE)** mixed with a mineral foam creating one of the most advanced and **ECO-friendly** composite formulas available. Covered by a manufactures **50 year limited warranty** the material will not split, crack, or splinter.




Weatherstone Tile

Pattern:



Slate



Pattern: Slate Color: Gray Finish: Matte



6in.



Pattern: 6in. Color: Redwood Finish: Matte



4 Slat



Pattern: 4 Slat Color: Honey Beige Finish: Woodgrain



Plank

(12-1/8" x 24-1/4" x 1-1/4")



Pattern: Plank Color: Redwood Finish: Woodgrain

Subsurfaces:

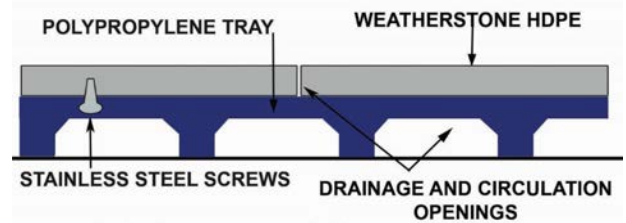
Weatherstone Tiles can be installed over any hard surface including existing decks. Installation on roof decks may require Protection Mat.

Features:

- Will not split, crack or splinter
- Low Maintenance
- No Noticeable Fading
- Water does not penetrate
- Mold and mildew resistant
- Slip resistant

Applications:

- Roof Decks
- Balconies
- Wood Decks
- Patios
- Porches
- Sun Rooms




SYSTEM DETAIL


Colors:



Gray




Anchor Gray



Putty


Finishes:




Matte



Redwood




Honey Beige



Cedar



Tan



Woodgrain

Drainage Tray Specifications

Size	12-1/8"x12-1/8"x1/2"
Loading	16,000lbs. of dead load per sq. ft.
Support	400 oversized gussied supports
Locks	32 latch locks; 2 sides with 8 male parts; 2 sides with 8 female parts
Material	Polypropylene
Service Range	-30° to +170°

*Resistant to weak Acids, Weak Alkalis, Strong Alkalis

*Fungus and Mildew Resistant