



Ipe Structural Panel



Email: support@coverdeck.com




Website: www.coverdeck.com

(800) 550-3325

SNAPJACK

Elevated Interlocking Corner Connectors

The most innovative and one of a kind solutions for connecting **Ipe Wood Structural Panels** over roof decks, concrete balconies, existing wood decks, patios and a multitude of other surfaces.



Ipe Structural Panel

IPE STRUCTURAL PANELS are a beautiful and functional solution to cover most outdoor surfaces. The structural integrity of this quality wood will span joist systems up to 24 inches. A variety of **Pedestal Systems** can be used in conjunction with the panels elevating them and allowing them to be used over uneven surfaces.

Widely used in commercial exterior construction Ipe has recently become a popular choice for residential decks due to its low maintenance, attractive color, and extremely hard surface.

The 24" Structural Panels are available in a smooth finish and these high quality panels, constructed with stainless steel screws, add natural beauty to your residential or commercial project.

Ipe wood does not require a sealer coat as its natural density prevents water absorption. Deck treatments may be desired if you wish to maintain the rich deep color of the wood.

Ipe wood will age a silver patina if left untreated.

Specifications:

- Color: Brown
- Surface: Smooth
- Fire Rating: Class A
- Janka Hardness Rating: 3,680 lbs.

Applications:

- Patios
- Decks
- Balconies
- Special Occasions


Features:

- Does Not Require Sealer
- Low Maintenance
- Attractive Color
- Hard Surface



The mark of
responsible forestry

Ask us about availability of FSC® products.



Unoiled



Oiled

Penofin Oil
www.penofin.com



Structural Panels with Pedestal System
& Protection Mat