

A & B Tiles


A Tiles and B Tiles are used to create slate and basketweave patterns. The composite material is pre-attached to the interlocking tray.

Female Loops Up and to the Right

Slate Pattern




A Tile



B Tile



Basket Weave Pattern



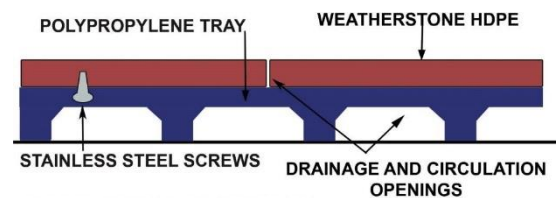
A Tile



B Tile



The Tray has two sides that have 8 loops and two sides that have nubs. the nubs are aligned with the loops and then tapped into place with a dead blow rubber mallet. The tray elevates the material 1/2" with 400 cylindrical legs. The tray can support 16,000 lbs. of dead load. Finishes are attached to the tray with stainless steel screws.



SYSTEM DETAIL